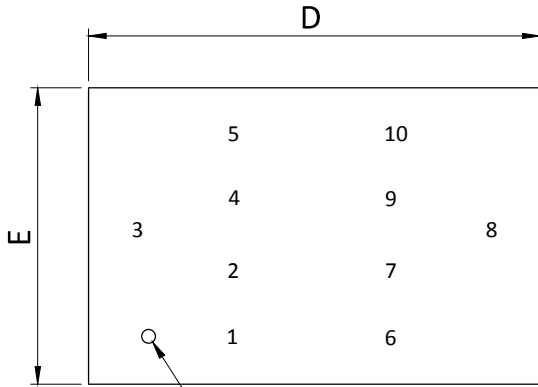


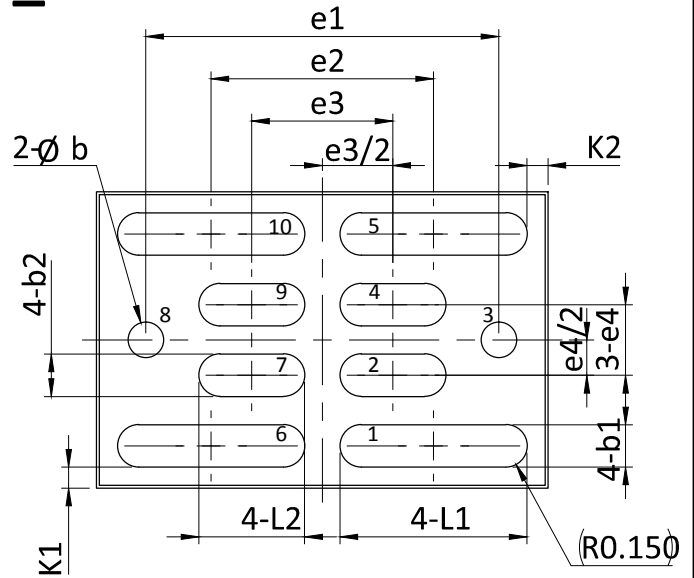


# AlphaDFN3.2x2.1\_10 PACKAGE OUTLINE

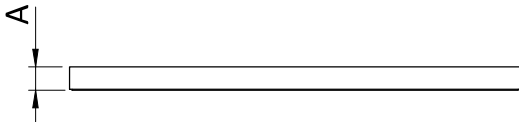


PIN 1 INDEX

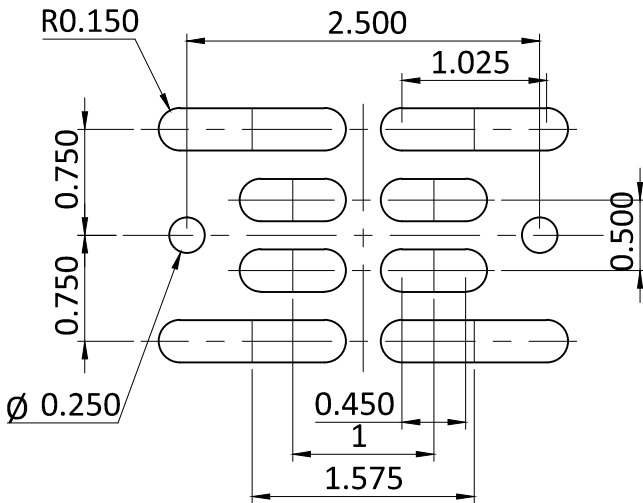
**TOP VIEW**



**BOTTOM VIEW**



**SIDE VIEW**



**RECOMMENDED LAND PATTERN**

SYMBOLS	DIM. IN MM			DIM. IN INCH		
	MIN.	NOM.	MAX.	MIN.	NOM.	MAX.
A	---	0.100	0.130	---	0.004	0.005
b	0.220	0.250	0.280	0.009	0.010	0.011
b1	0.270	0.300	0.330	0.011	0.012	0.013
b2	0.270	0.300	0.330	0.011	0.012	0.013
D	3.170	3.200	3.230	0.125	0.126	0.127
E	2.070	2.100	2.130	0.081	0.083	0.084
e1	2.500BSC.			0.098BSC.		
e2	1.575BSC.			0.062BSC.		
e3	1.000BSC.			0.039BSC.		
e4	0.500BSC.			0.024BSC.		
L1	1.295	1.325	1.355	0.051	0.052	0.053
L2	0.720	0.750	0.780	0.028	0.030	0.031
K1	0.120	0.150	0.180	0.005	0.006	0.007
K2	0.120	0.150	0.170	0.005	0.006	0.007

**NOTE:**

1. CONTROLLED DIMENSIONS ARE IN MILLIMETRES. CONVERTED INCH DIMENSIONS ARE NOT NECESSARILY EXACT.