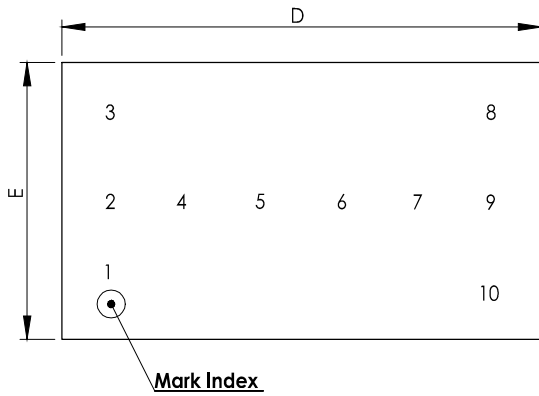
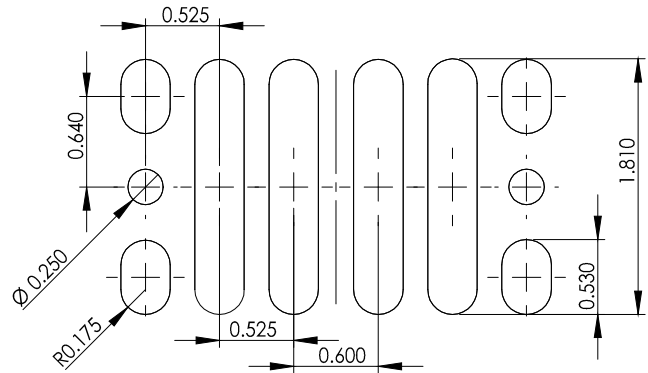




AlphaDFN3.40x1.96_10 PACKAGE OUTLINE



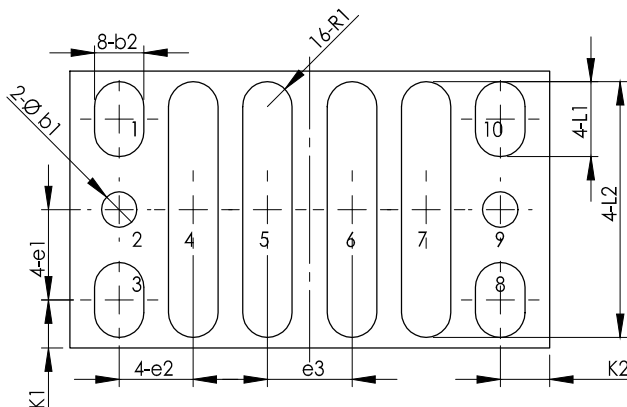
TOP VIEW



RECOMMENDED LAND PATTERN



SIDE VIEW



BOTTOM VIEW

SYMBOLS	DIM. IN MM			DIM. IN INCH		
	MIN.	NOM.	MAX.	MIN.	NOM.	MAX.
A	---	0.100	0.130	---	0.004	0.005
b1	0.230	0.250	0.270	0.009	0.010	0.011
b2	0.330	0.350	0.370	0.013	0.014	0.015
D	3.370	3.400	3.430	0.133	0.134	0.135
E	1.930	1.960	1.990	0.076	0.077	0.078
e1	0.640BSC.			0.025BSC.		
e2	0.525BSC.			0.020BSC.		
e3	0.600BSC.			0.024BSC.		
L1	0.500	0.530	0.560	0.020	0.021	0.022
L2	1.780	1.810	1.840	0.070	0.071	0.072
R1	0.155	0.175	0.195	0.006	0.007	0.008
K1	---	0.340	---	---	0.013	---
K2	---	0.350	---	---	0.014	---

NOTE:

1. CONTROLLED DIMENSION IS IN MILLIMETER.
2. THE SCRIBE LINE IS NOT INCLUDED IN THE POD.