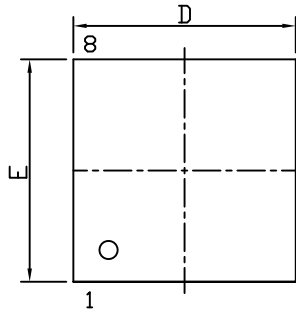
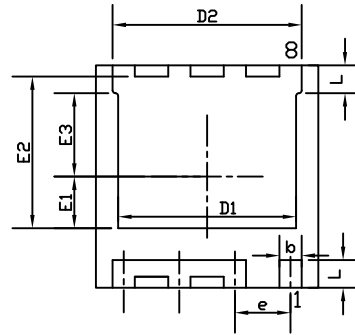




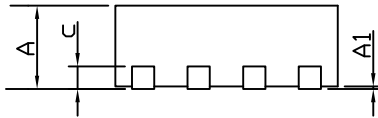
DFN2x2C\_8L\_EP1\_S PACKAGE OUTLINE



TOP VIEW

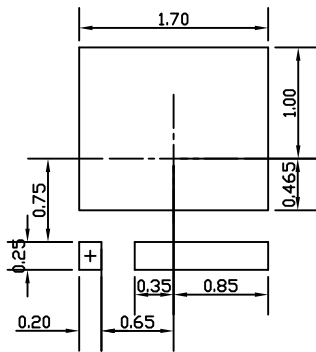


BOTTOM VIEW



SIDE VIEW

RECOMMENDED LAND PATTERN



UNIT: mm

SYMBOLS	DIMENSIONS IN MILLIMETERS			DIMENSIONS IN INCHES		
	MIN	NOM	MAX	MIN	NOM	MAX
A	0.70	0.75	0.80	0.028	0.030	0.032
A1	0.00	0.02	0.05	0.000	0.001	0.002
b	0.15	0.20	0.25	0.006	0.008	0.010
c	---	0.20 Ref	---	---	0.008 Ref	---
D	1.90	2.00	2.10	0.075	0.079	0.083
D1	1.50	1.60	1.70	0.059	0.063	0.067
D2	1.60	1.70	1.80	0.063	0.067	0.071
E	1.90	2.00	2.10	0.075	0.079	0.083
E1	0.415	0.465	0.515	0.016	0.018	0.020
E2	1.265	1.365	1.465	0.050	0.054	0.058
E3	0.700	0.750	0.800	0.028	0.030	0.032
e	0.50 BSC			0.020 BSC		
L	0.20	0.25	0.30	0.008	0.010	0.012

NOTE

1. CONTROLLING DIMENSION IS MILLIMETER.  
CONVERTED INCH DIMENSIONS ARE NOT NECESSARILY EXACT.