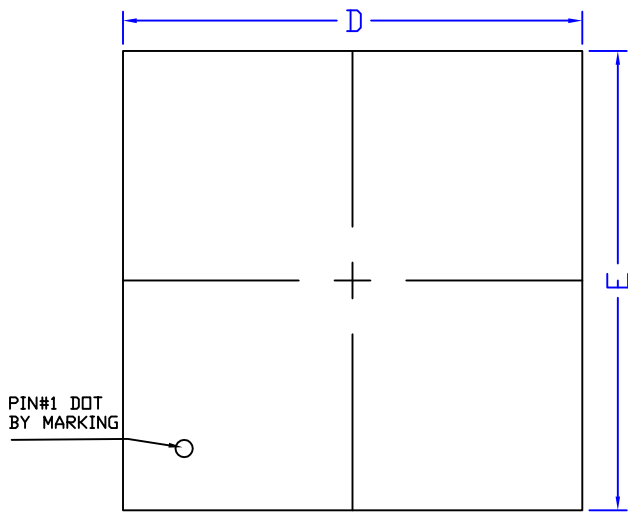
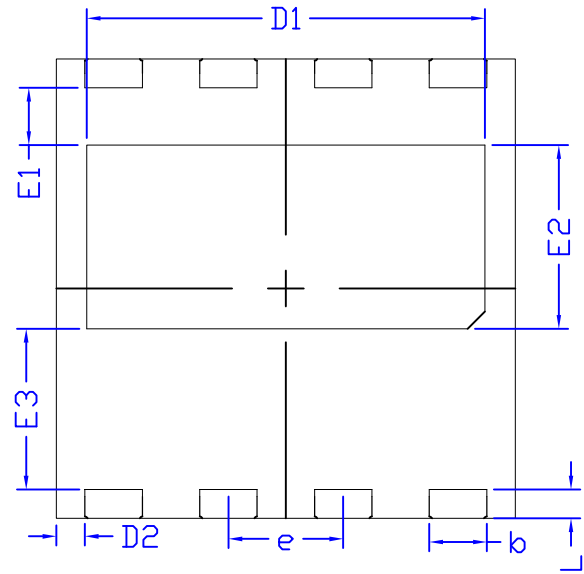




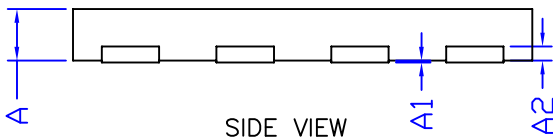
DFN8x8\_8L\_EP1\_S PACKAGE OUTLINE



TOP VIEW

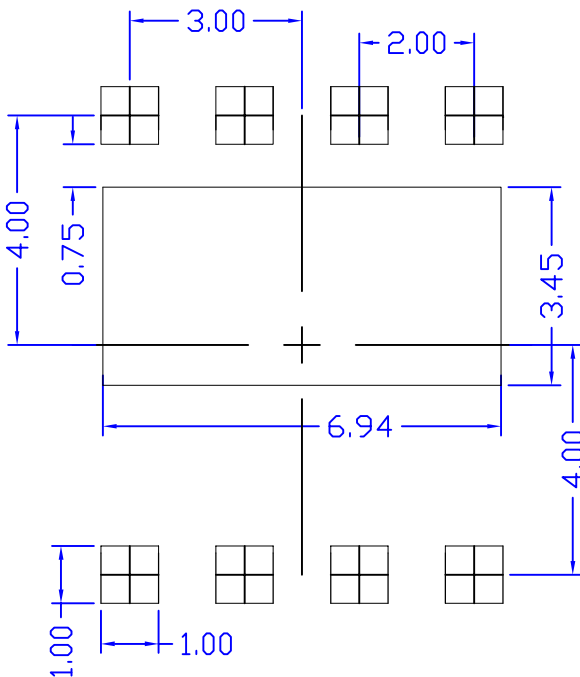


SIDE VIEW



SIDE VIEW

RECOMMENDED LAND PATTERN



UNIT: mm

SYMBOLS	DIMENSIONS IN MILLIMETERS			DIMENSIONS IN INCHES		
	MIN	NOM	MAX	MIN	NOM	MAX
A	0.800		1.100	0.031		0.043
A1	0.000		0.050	0.000		0.002
A2	0.150	0.250	0.350	0.006	0.010	0.014
b	0.900	1.000	1.100	0.035	0.039	0.043
D	7.900	8.000	8.100	0.311	0.315	0.319
D1	6.840	6.940	7.040	0.269	0.273	0.277
D2	0.400	0.500	0.600	0.016	0.020	0.024
E	7.900	8.000	8.100	0.311	0.315	0.319
E1	0.900	1.000	1.100	0.035	0.039	0.043
E2	3.100	3.200	3.300	0.122	0.126	0.130
E3	2.700	2.800	2.900	0.106	0.110	0.114
e	2.00 B.S.C			0.079 B.S.C		
L	0.400	0.500	0.600	0.016	0.020	0.024

NOTE

CONTROLLING DIMENSION IS MILLIMETER.

CONVERTED INCH DIMENSIONS ARE NOT NECESSARILY EXACT.