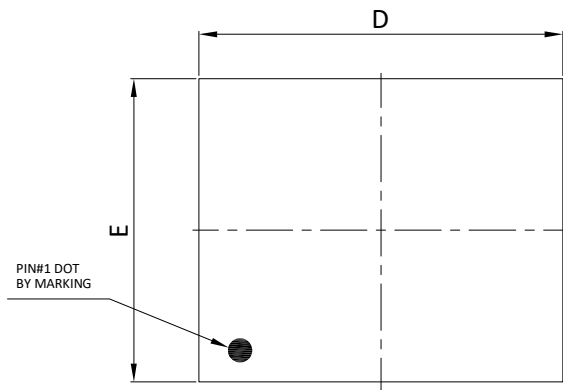
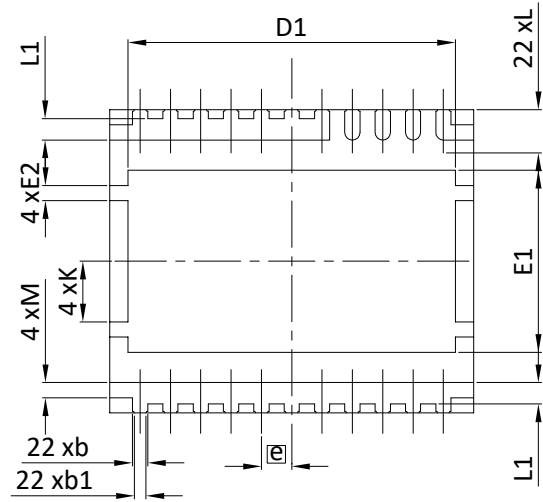




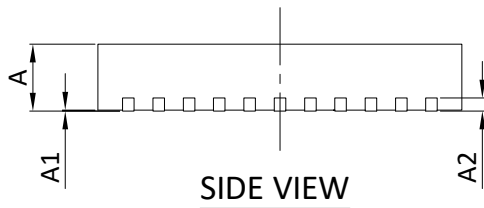
DFN6x5\_22L\_EP1\_S PACKAGE OUTLINE



TOP VIEW

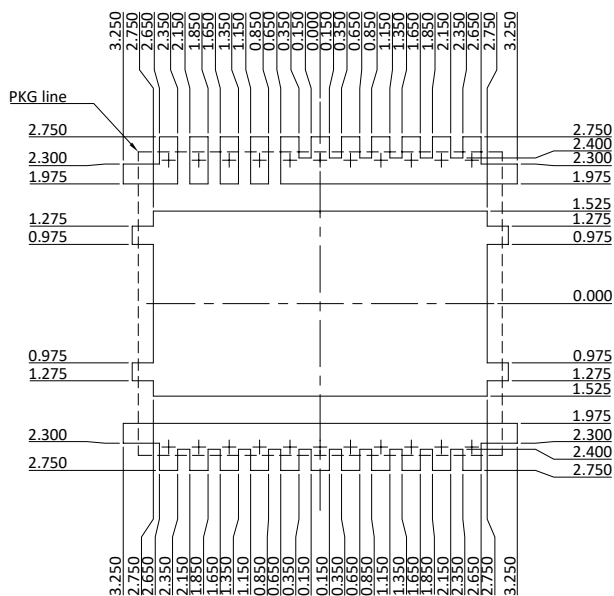


BOTTOM VIEW



SIDE VIEW

RECOMMENDED LAND PATTERN



UNIT: mm

SYMBOL	DIMENSIONS IN MILLIMETERS			DIMENSIONS IN INCHS		
	MIN.	NOM.	MAX.	MIN.	NOM.	MAX.
A	1.050	1.100	1.150	0.041	0.043	0.032
A1	0.000	0.020	0.050	0.000	0.001	0.002
A2	0.150	0.200	0.250	0.006	0.008	0.010
D	5.900	6.000	6.100	0.232	0.236	0.240
E	4.900	5.000	5.100	0.193	0.197	0.201
D1	5.300	5.400	5.500	0.209	0.213	0.217
E1	2.900	3.000	3.100	0.114	0.118	0.122
E2	0.200	0.250	0.300	0.008	0.010	0.012
K	0.950	1.000	1.050	0.037	0.039	0.041
L	0.450	0.500	0.550	0.018	0.020	0.022
L1	0.300	0.350	0.400	0.012	0.014	0.016
e	0.500BSC			0.020BSC		
b	0.200	0.250	0.300	0.008	0.010	0.012
b1	0.190 REF.			0.007 REF.		
M	0.250 REF.			0.010 REF.		

NOTE

1. CONTROLLING DIMENSION IS MILLIMETER. CONVERTED INCH DIMENSIONS ARE NOT NECESSARILY EXACT.