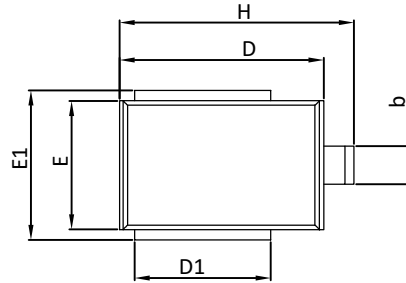
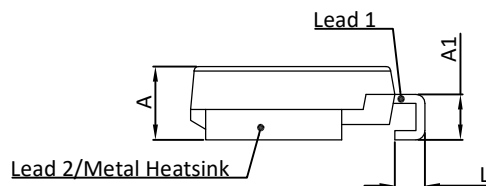




## DO-218 Package Outline

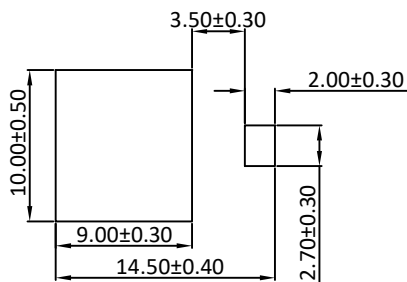


Top View



Side View

### LAND PATTERN RECOMMENDATIONS



UNIT: mm

SYMBOLS	DIMENSION IN MILLIMETRES			DIMENSION IN INCHS		
	MIN.	NOM.	MAX.	MIN.	NOM.	MAX.
A	4.70	4.85	5.00	0.185	0.191	0.197
A1	2.50	3.00	3.50	0.098	0.118	0.138
b	2.40	2.70	3.00	0.094	0.106	0.118
D	13.30	13.50	13.70	0.524	0.531	0.539
D1	8.70	9.00	9.30	0.343	0.354	0.366
E	8.30	8.50	8.70	0.327	0.335	0.343
E1	9.50	10.00	10.50	0.374	0.394	0.413
H	15.00	15.50	16.00	0.591	0.610	0.630
L	1.50	2.00	2.50	0.059	0.079	0.098

**NOETS:**

1. DIMENSIONING AND TOLERANCING CONFORM TO ASME Y14.5-2009.
2. CONTROLLING DIMENSION IS MILLIMETER, CONVERTED INCH DIMENSIONS ARE NOT NECESSARILY EXACT.