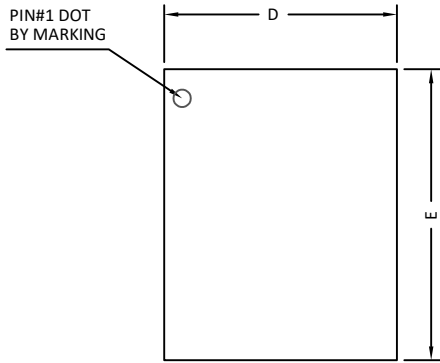
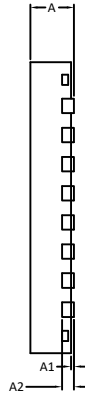




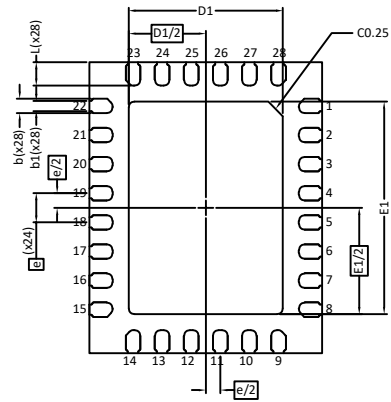
QFN5x4_28L_EP1_S PACKAGE OUTLINE



TOP VIEW

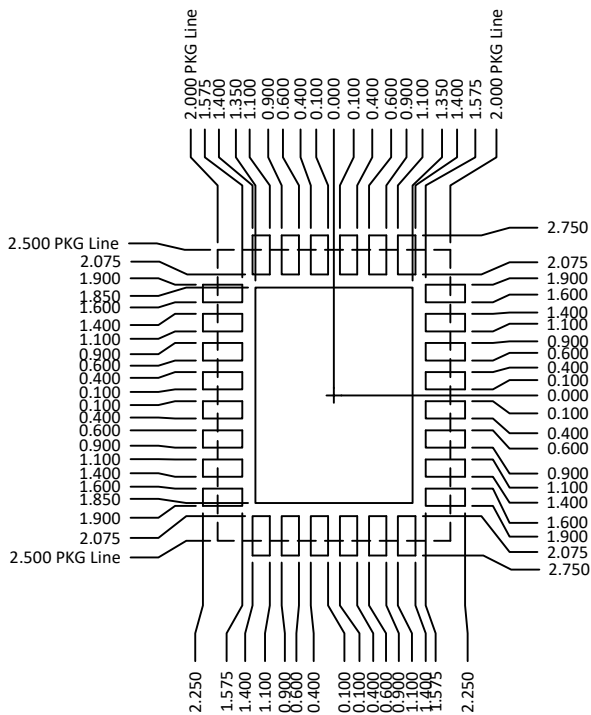


SIDE VIEW



BOTTOM VIEW

RECOMMENDED LAND PATTERN



UNIT: mm

SYMBOLS	DIMENSION IN MM			DIMENSION IN INCHES		
	MIN	NOM	MAX	MIN	NOM	MAX
A	0.70	0.75	0.80	0.028	0.030	0.031
A1	0.00	---	0.05	0.000	----	0.002
A2	0.15	0.20	0.25	0.006	0.008	0.010
b	0.20	0.25	0.30	0.008	0.010	0.012
b1	0.175 REF			0.007 REF		
D	3.90	4.00	4.10	0.154	0.157	0.161
D1	2.55	2.65	2.75	0.100	0.104	0.108
E	4.90	5.00	5.10	0.193	0.197	0.201
E1	3.55	3.65	3.75	0.140	0.144	0.148
e	0.50BSC			0.020BSC		
L	0.35	0.40	0.45	0.014	0.016	0.018

NOTE:

1. CONTROLLING DIMENSION IS MILLIMETER.
CONVERTED INCH DIMENSIONS ARE NOT NECESSARILY EXACT.