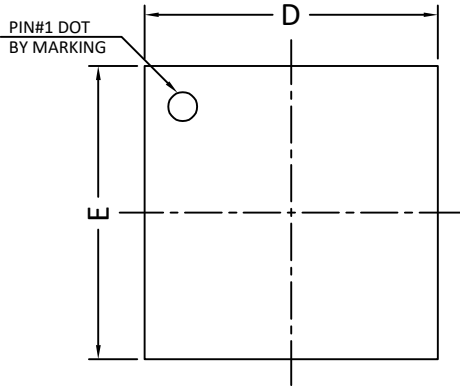
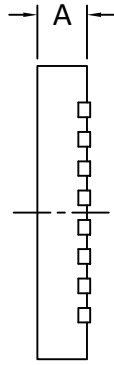




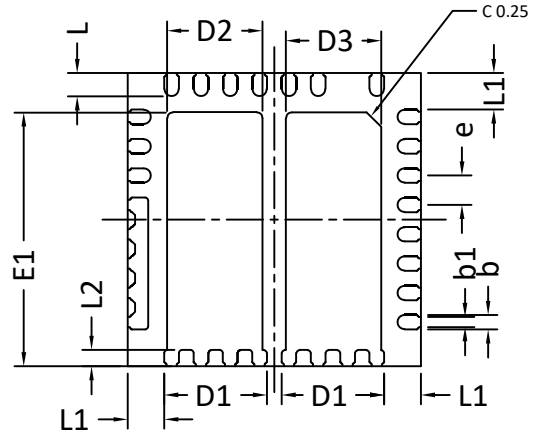
QFN5x5A_31L_EP2_S PACKAGE OUTLINE



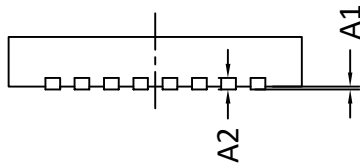
TOP VIEW



SIDE VIEW

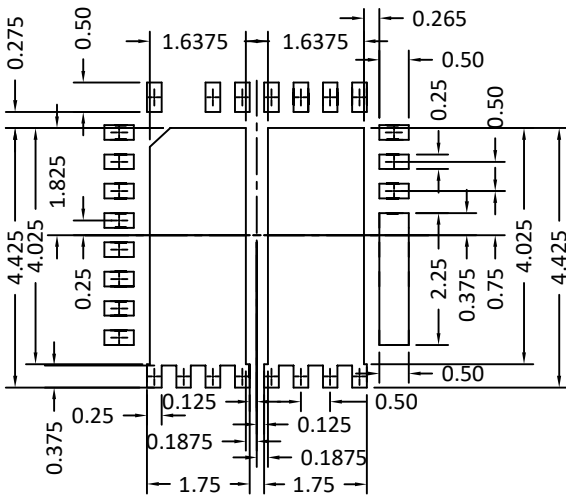


BOTTOM VIEW



SIDE VIEW

RECOMMENDED LAND PATTERN



UNIT: mm

SYMBOLS	DIMENSION IN MM			DIMENSION IN INCHES		
	MIN	NOM	MAX	MIN	NOM	MAX
A	0.80	0.90	1.00	0.031	0.035	0.039
A1	0.00	---	0.05	0.000	----	0.002
A2	0.2REF			0.008REF		
E	4.90	5.00	5.10	0.193	0.197	0.201
E1	4.22	4.32	4.42	0.166	0.170	0.174
D	4.90	5.00	5.10	0.193	0.197	0.201
D1	1.65	1.75	1.85	0.065	0.069	0.073
D2	1.53	1.63	1.73	0.060	0.064	0.068
D3	1.53	1.63	1.73	0.060	0.064	0.068
L	0.35	0.40	0.45	0.014	0.016	0.018
L1	0.57	0.62	0.67	0.022	0.024	0.026
L2	0.225	0.275	0.325	0.009	0.011	0.013
b	0.20	0.25	0.30	0.008	0.010	0.012
e	0.50 BSC			0.020BSC		

NOTE:

1. CONTROLLING DIMENSION IS MILLIMETER.
CONVERTED INCH DIMENSIONS ARE NOT NECESSARILY EXACT.
2. TOLERANCE :±0.05 UNLESS OTHERWISE SPECIFIED.
3. RADIUS ON ALL CORNER ARE 0.152 MAX, UNLESS OTHERWISE SPECIFIED.
4. PACKAGE WARPAGE: 0.012 MAX.
5. PAD PLANARITY: ±0.102.