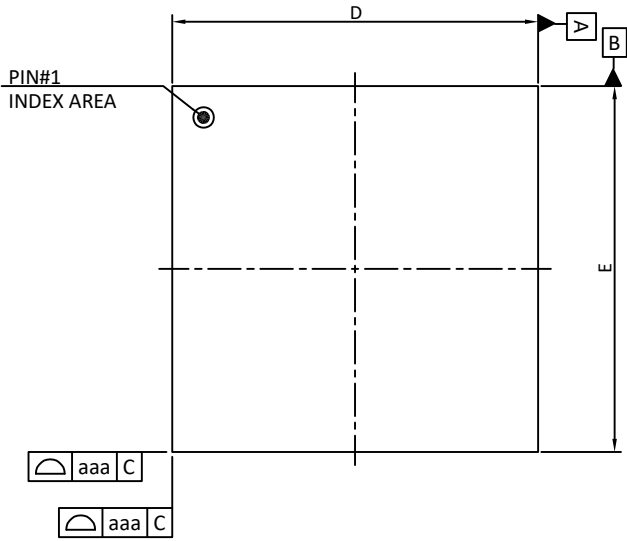
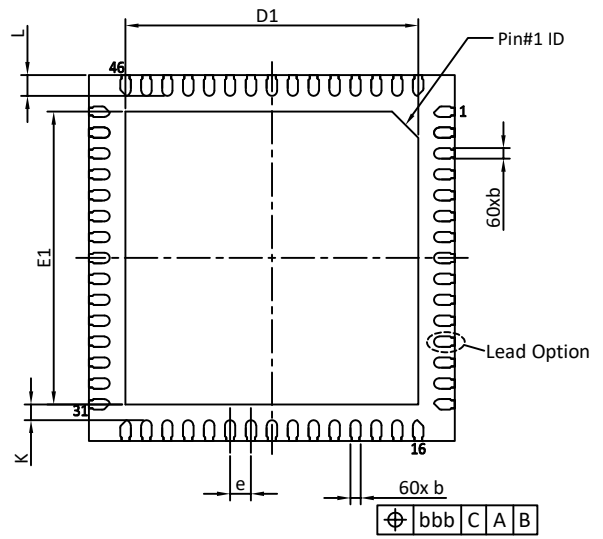




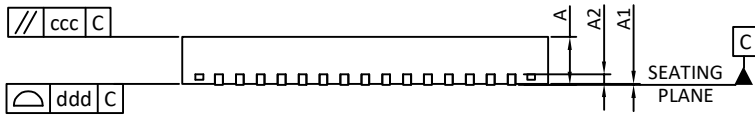
QFN7x7_60L_EP1_S PACKAGE OUTLINE



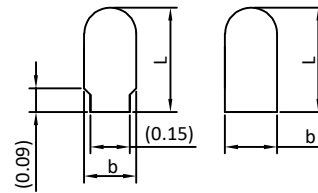
TOP VIEW



BOTTOM VIEW



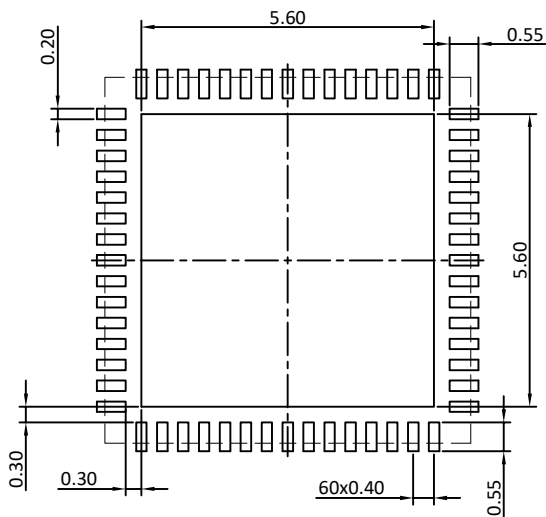
SIDE VIEW



Option 1 Option 2

Lead Option

RECOMMENDED LAND PATTERN



SYMBOLS	DIMENSION IN MM			DIMENSION IN INCHES		
	MIN	NOM	MAX	MIN	NOM	MAX
A	0.80	0.90	1.00	0.031	0.035	0.039
A1	0.00	0.02	0.05	0.000	0.001	0.002
A2	0.15	0.20	0.25	0.006	0.008	0.010
b	0.15	0.20	0.25	0.006	0.008	0.010
D	7.00 BSC			0.197 BSC		
D1	5.45	5.60	5.70	0.215	0.220	0.224
E	7.00 BSC			0.197 BSC		
E1	5.45	5.60	5.70	0.215	0.220	0.224
e	0.40 BSC			0.016 BSC		
K	0.20	0.30	0.40	0.008	0.012	0.016
L	0.30	0.40	0.50	0.012	0.016	0.020
aaa	0.10			0.004		
bbb	0.07			0.003		
ccc	0.10			0.004		
ddd	0.08			0.003		

UNIT: mm

NOTE:

1. CONTROLLING DIMENSION IS MILLIMETER.
2. COPLANARITY APPLIES TO THE EXPOSED PAD AND LEAD TERMINALS.