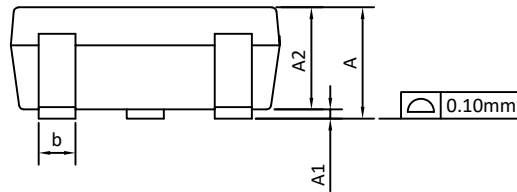
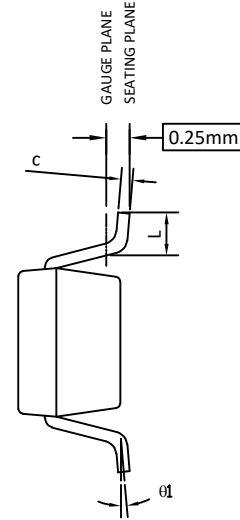
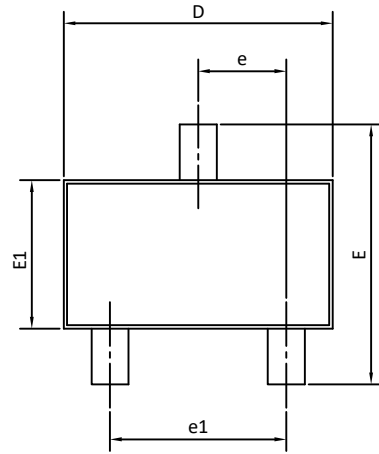
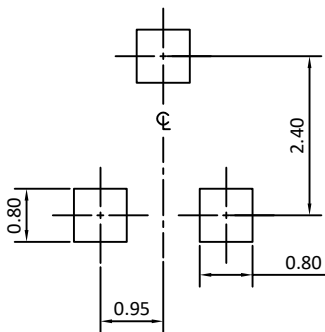




SOT23 PACKAGE OUTLINE



RECOMMENDED LAND PATTERN



UNIT: mm

| SYMBOLS | DIMENSION IN MM | | | DIMENSION IN INCHES | | |
|---------|-----------------|------|------|---------------------|-------|-------|
| | MIN | NOM | MAX | MIN | NOM | MAX |
| A | 0.85 | --- | 1.25 | 0.033 | ---- | 0.049 |
| A1 | 0.00 | --- | 0.15 | 0.000 | ---- | 0.006 |
| A2 | 0.70 | 1.05 | 1.20 | 0.028 | 0.041 | 0.047 |
| b | 0.30 | 0.40 | 0.50 | 0.012 | 0.016 | 0.020 |
| c | 0.08 | 0.13 | 0.20 | 0.003 | 0.005 | 0.008 |
| D | 2.80 | 2.90 | 3.10 | 0.110 | 0.114 | 0.122 |
| e | 0.95 BSC | | | 0.037 BSC | | |
| e1 | 1.90 BSC | | | 0.075 BSC | | |
| E | 2.60 | 2.80 | 3.00 | 0.102 | 0.110 | 0.118 |
| E1 | 1.40 | 1.60 | 1.80 | 0.055 | 0.063 | 0.071 |
| L | 0.30 | --- | 0.60 | 0.012 | ---- | 0.024 |
| Q1 | 0° | 5° | 8° | 0° | 5° | 8° |

NOTE:

1. PACKAGE BODY SIZES EXCLUDE MOLD FLASH OR GATE BURRS.
MOLD FLASH AT THE NON-LEAD SIDES SHOULD BE LESS THAN 5 MILS EACH.
2. TOLERANCE ± 0.100 mm (4 mil) UNLESS OTHERWISE SPECIFIED.
3. DIMENSION L IS MEASURED IN GAUGE PLANE.
4. CONTROLLING DIMENSION IS MILLIMETER. CONVERTED INCH DIMENSIONS ARE NOT NECESSARILY EXACT.
5. ALL DIMENSIONS ARE IN MILLIMETERS.