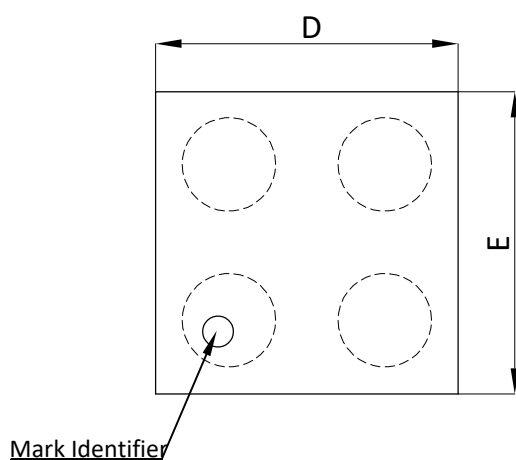
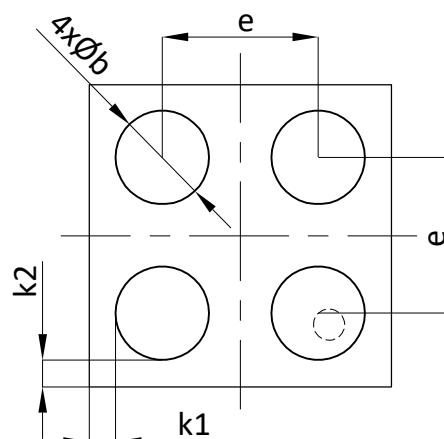




## AlphaDFN0.97x0.97C\_4 PACKAGE OUTLINE



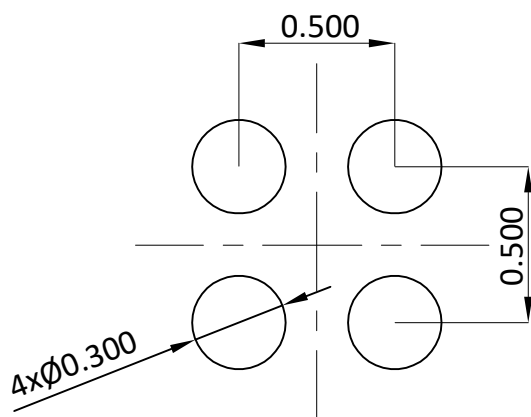
TOP VIEW



BOTTOM VIEW



SIDE VIEW



SYMBOLS	DIM. IN MM			DIM. IN INCH		
	MIN.	NOM.	MAX.	MIN.	NOM.	MAX.
A	0.076	0.106	0.136	0.003	0.004	0.005
b	0.270	0.300	0.330	0.011	0.012	0.013
D	0.940	0.970	1.000	0.037	0.038	0.039
E	0.940	0.970	1.000	0.037	0.038	0.039
e	0.500BSC.			0.020BSC.		
k1	---	0.110	---	---	0.004	---
K2	---	0.110	---	---	0.004	---

## RECOMMENDED LAND PATTERN

### NOTE:

1. CONTROLLED DIMENSIONS ARE IN MILLMETERS.
2. TOP VIEW IS THE VIEW OF TOP SURFACE OF THE PART HAVING INDEX AND PART NUMBER MAKING.
3. THIS PACKAGE WAS QUALIFIED USING IR REFLOW PROCESS (JEDEC STANDARD). FOR USAGE IN OTHER SOLDERING PROCESSES, PLEASE CONTACT LOCAL AOS REPRESENTATIVES.