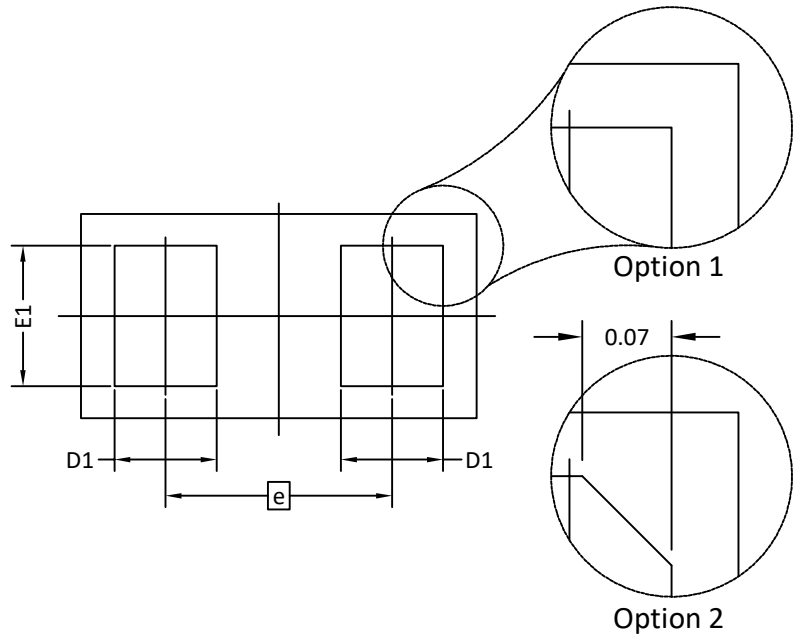

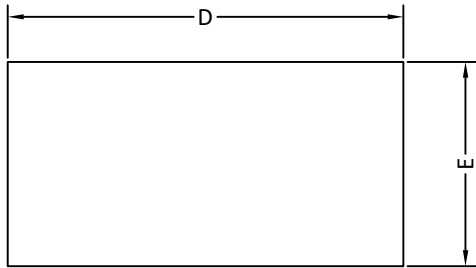
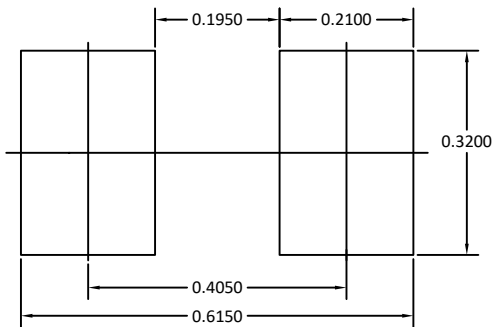




DFN0.62x0.32_2L_EP2_S PACKAGE OUTLINE



RECOMMEND LAND PATTERN



unit:mm

SYMBOLS	DIMENSION IN MM			DIMENSION IN INCHES		
	MIN	NOM	MAX	MIN	NOM	MAX
A	0.27	0.30	0.33	0.011	0.012	0.013
D	0.55	0.62	0.67	0.022	0.024	0.026
D1	0.11	0.16	0.21	0.004	0.006	0.008
e	0.40 BSC			0.016 BSC		
E	0.25	0.32	0.37	0.010	0.013	0.015
E1	0.17	0.22	0.27	0.007	0.009	0.011

NOTE:

1. ALL DIMENSIONS ARE IN MILLIMETERS.
2. DIMENSIONS ARE INCLUSIVE OF PLATING.
3. PACKAGE BODY SIZES EXCLUDE MOLD FLASH AND GATE BURRS.
MOLD FLASH AT THE NON-LEAD SIDES SHOULD BE LESS THAN 6MIL EACH.
4. CONTROLLING DIMENSION IS MILLIMETER.
CONVERTED INCH DIMENSIONS ARE NOT NECESSARILY EXACT.
5. PADDLE EXPOSED ON BOTTOM.