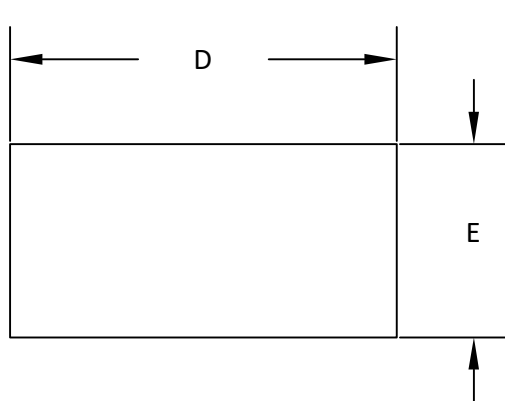
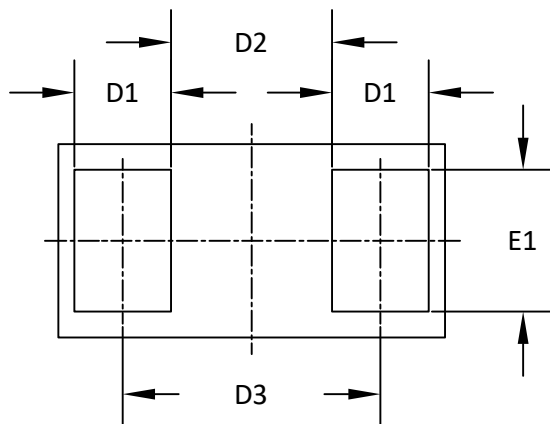




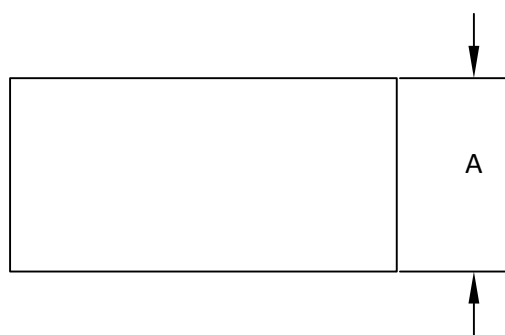
DFN0.6x0.3A_2L_EP2_S PACKAGE OUTLINE



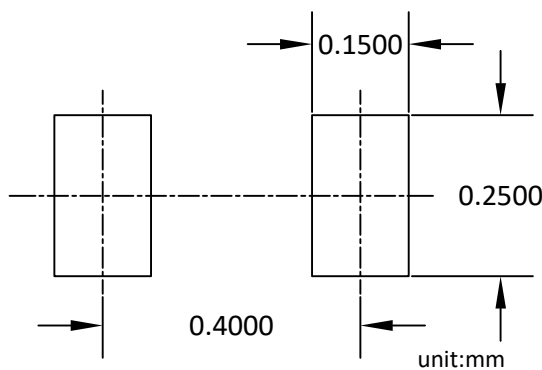
Top View



Bottom View



Side View



RECOMMEND LAND PATTERN

SYMBOLS	DIM. IN MM			DIM. IN INCH		
	MIN.	NOM.	MAX.	MIN.	NOM.	MAX.
A	0.285	0.300	0.315	0.0112	0.0118	0.0124
D	0.575	0.600	0.625	0.0226	0.0236	0.0246
D1	0.120	0.150	0.180	0.0047	0.0059	0.0071
D2	0.200	0.250	0.300	0.0079	0.0098	0.0118
D3	-	0.380	-	-	0.0150	-
E	0.275	0.300	0.325	0.0108	0.0118	0.0128
E1	0.190	0.220	0.250	0.0075	0.0087	0.0098

- NOTE
1. ALL DIMENSIONS ARE IN MILLIMETERS.
 2. DIMENSIONS ARE INCLUSIVE OF PLATING.
 2. PACKAGE BODY SIZES EXCLUDE MOLD FLASH AND GATE BURRS.
MOLD FLASH AT THE NON-LEAD SIDES SHOULD BE LESS THAN 6MIL EACH.
 3. CONTROLLING DIMENSION IS MILLIMETER. CONVERTED INCH DIMENSIONS ARE NOT NECESSARILY EXACT.
 4. PADDLE EXPOSED ON BOTTOM.