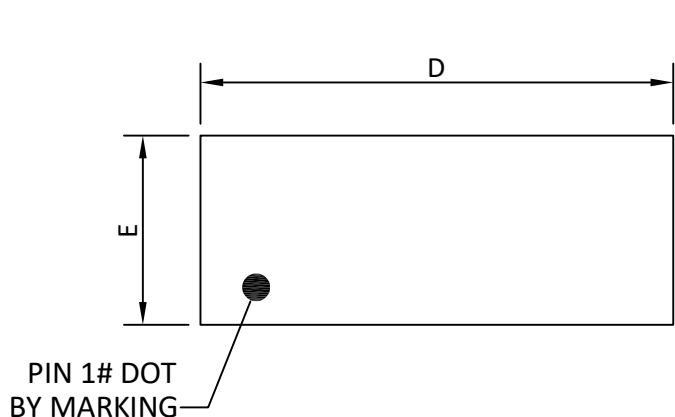
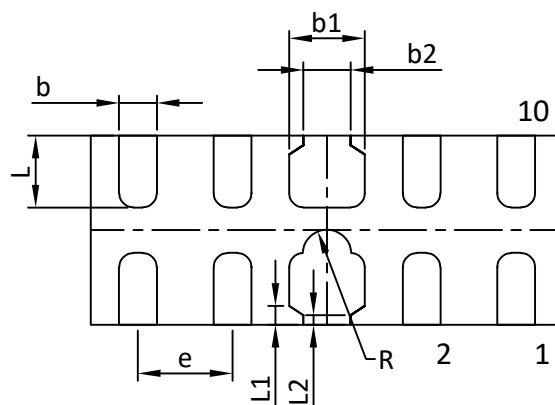


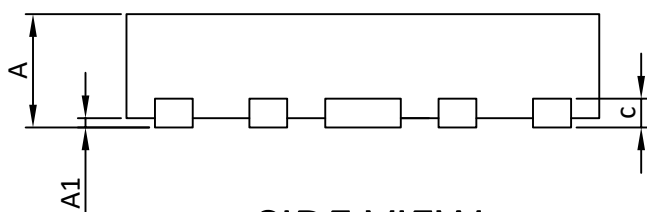
DFN2.5x1.0_10L_EP2_S PACKAGE OUTLINE



TOP VIEW

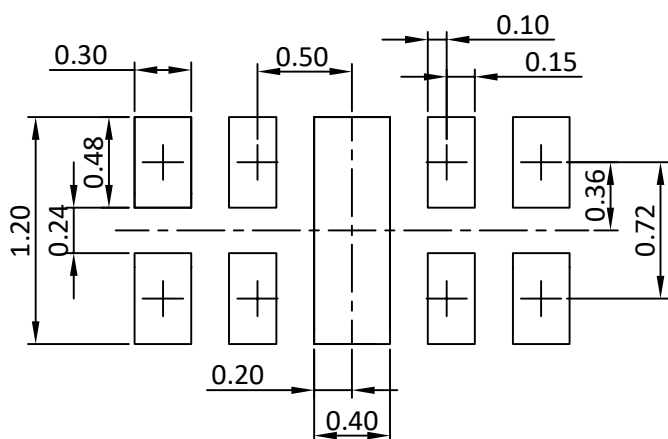


BOTTOM VIEW



SIDE VIEW

RECOMMENDED LAND PATTERN



UNIT: mm

| SYMBOLS | DIMENSION IN MM | | | DIMENSION IN INCHES | | |
|---------|-----------------|-------|------|---------------------|-------|-------|
| | MIN | NOM | MAX | MIN | NOM | MAX |
| A | 0.45 | 0.525 | 0.60 | 0.018 | 0.021 | 0.024 |
| A1 | 0.00 | --- | 0.05 | 0.000 | ---- | 0.002 |
| b | 0.15 | 0.20 | 0.25 | 0.006 | 0.008 | 0.010 |
| b1 | --- | 0.40 | --- | ---- | 0.016 | ---- |
| b2 | --- | 0.25 | --- | ---- | 0.010 | ---- |
| c | 0.152 REF | | | 0.006 REF | | |
| D | 2.45 | 2.50 | 2.55 | 0.096 | 0.098 | 0.100 |
| e | 0.50 BSC | | | 0.020 BSC | | |
| E | 0.95 | 1.00 | 1.05 | 0.037 | 0.039 | 0.041 |
| L | 0.33 | 0.38 | 0.43 | 0.013 | 0.015 | 0.017 |
| L1 | 0.075 REF | | | 0.003 REF | | |
| L2 | 0.05 REF | | | 0.002 REF | | |
| R | 0.13 REF | | | 0.005 REF | | |

NOTE:

1. CONTROLLING DIMENSION IS MILLIMETER.
 CONVERTED INCH DIMENSIONS ARE NOT NECESSARILY EXACT.