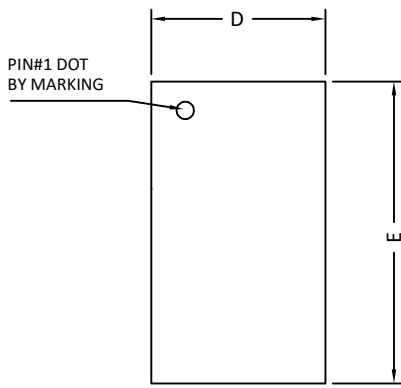
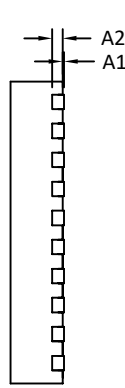




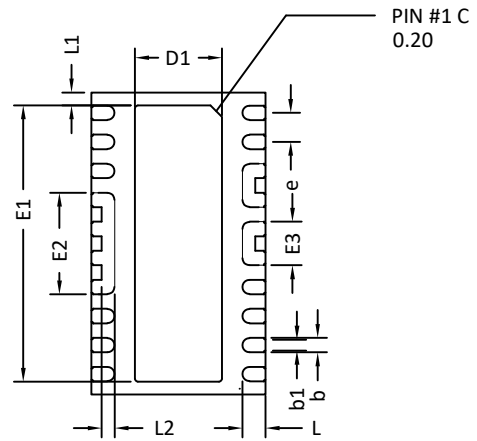
DFN3x5.2_20L_EP1_S PACKAGE OUTLINE



TOP VIEW



SIDE VIEW

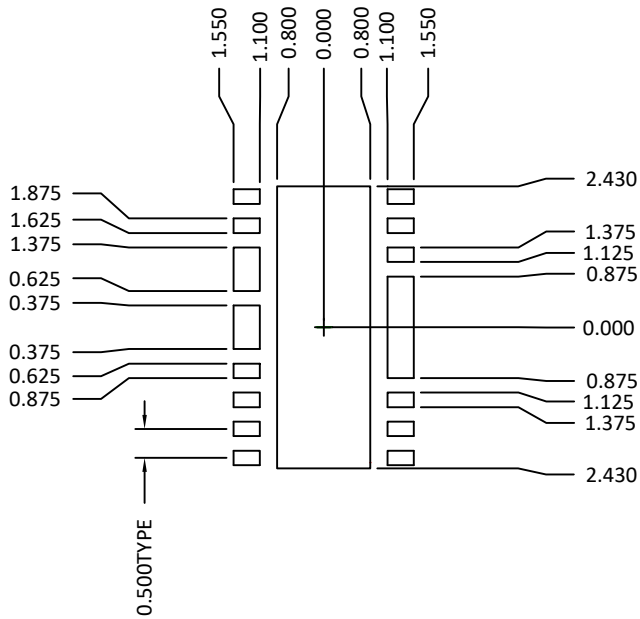


BOTTOM VIEW



SIDE VIEW

RECOMMENDED LAND PATTERN



SYMBOLS	DIMENSION IN MM			DIMENSION IN INCHES		
	MIN	NOM	MAX	MIN	NOM	MAX
A	0.850	0.900	0.950	0.033	0.035	0.037
A1	0.000	-	0.050	0.000	-	0.002
A2	0.2REF			0.008REF		
D	2.900	3.000	3.100	0.114	0.118	0.122
E	5.100	5.200	5.300	0.201	0.205	0.209
D1	1.450	1.500	1.550	0.057	0.059	0.061
E1	4.710	4.760	4.810	0.185	0.187	0.189
E2	1.700	1.750	1.800	0.067	0.069	0.071
E3	0.700	0.750	0.800	0.028	0.030	0.031
L	0.350	0.400	0.450	0.014	0.016	0.018
L1	0.170	0.220	0.270	0.007	0.009	0.011
L2	0.174	0.224	0.274	0.007	0.009	0.011
b	0.200	0.250	0.300	0.008	0.010	0.012
b1	0.140	0.190	0.240	0.006	0.007	0.009
e	0.50BSC			0.02BSC		

NOTE
CONTROLLING DIMENSION IS MILLIMETER.
CONVERTED INCH DIMENSIONS ARE NOT NECESSARILY EXACT.