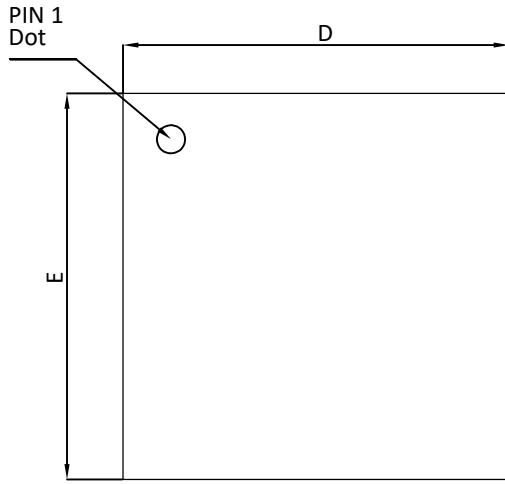
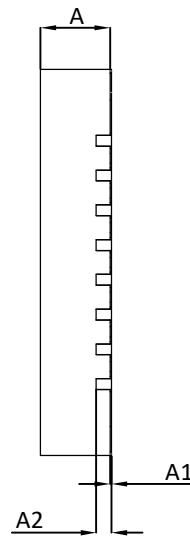


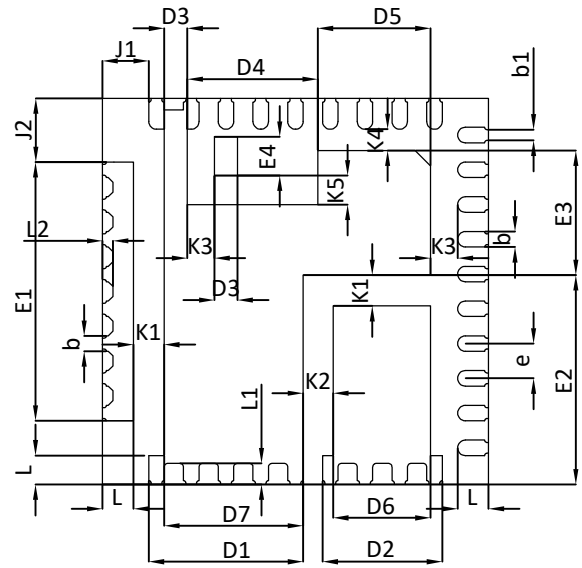
QFN5x5_36L_EP2_S PACKAGE OUTLINE



TOP VIEW



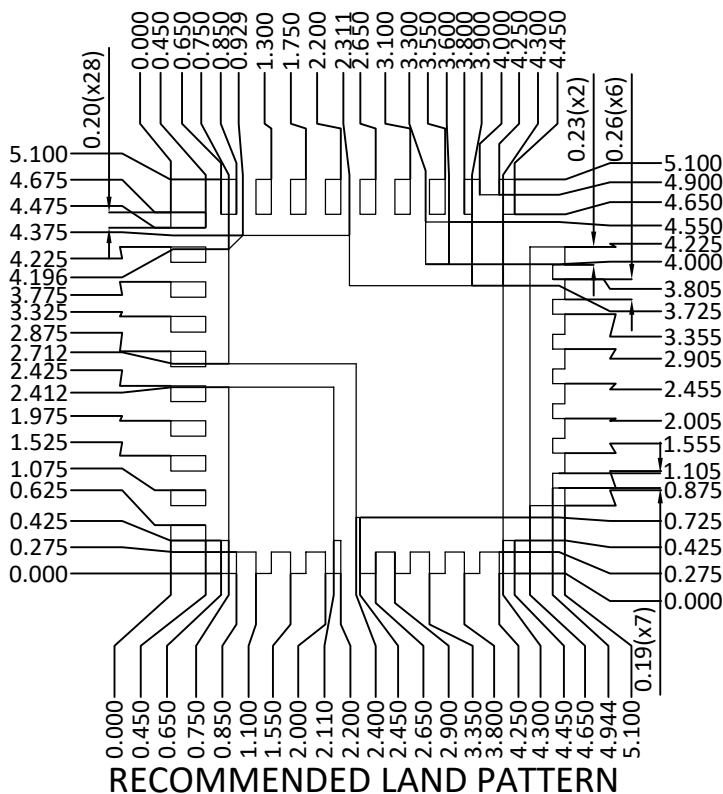
SIDE VIEW



BOTTOM VIEW



SIDE VIEW



RECOMMENDED LAND PATTERN

SYMBOLS	DIM. IN MM			DIM. IN INCH		
	MIN.	NOM.	MAX.	MIN.	NOM.	MAX.
A	0.80	0.90	1.00	0.031	0.035	0.039
A1	0.00	---	0.05	0.000	---	0.002
A2	0.20 REF			0.008 REF		
D	4.90	5.00	5.10	0.193	0.197	0.201
D1	1.95	2.00	2.05	0.077	0.079	0.081
D2	1.50	1.55	1.60	0.059	0.061	0.063
D3	0.25	0.30	0.35	0.010	0.012	0.014
D4	1.64	1.69	1.74	0.065	0.067	0.069
D5	1.41	1.46	1.51	0.056	0.057	0.059
D6	1.21	1.26	1.31	0.048	0.050	0.052
D7	1.75	1.80	1.85	0.069	0.071	0.073
E	4.95	5.00	5.05	0.195	0.197	0.199
E1	3.25	3.35	3.45	0.128	0.132	0.136
E2	2.61	2.71	2.81	0.103	0.107	0.111
E3	1.51	1.61	1.71	0.059	0.063	0.067
E4	0.40	0.50	0.60	0.016	0.020	0.024
L	0.35	0.40	0.45	0.014	0.016	0.018
L1	0.23	0.28	0.33	0.009	0.011	0.013
L2	0.09	0.14	0.19	0.004	0.006	0.007
J1	0.55	0.60	0.65	0.022	0.024	0.026
J2	0.78	0.83	0.88	0.031	0.033	0.035
K1	0.35	0.40	0.45	0.014	0.016	0.018
K2	0.34	0.39	0.44	0.013	0.015	0.017
K3	0.30	0.35	0.40	0.012	0.014	0.016
K4	0.23	0.28	0.33	0.009	0.011	0.013
K5	0.33	0.38	0.43	0.013	0.015	0.017
b	0.15	0.20	0.25	0.006	0.008	0.010
b1	0.09	0.14	0.19	0.004	0.006	0.007
e	0.45 BSC			0.018 BSC		

NOTE:

- CONTROLLED DIMENSIONS ARE IN MILLIMETERS. DIMENSIONS IN INCHES ARE CONVERTED AS REFERENCE ONLY.